



Effect of Morphological Characteristics of Fruit Orchards on Soil Physio-chemical Properties

Megha Bhadani ^{a*}, Dipty Kumar Das ^b, Tara Man Rai ^a
and Somya Kumari Bhadani ^c

^a Department of Soil Science, Dr. Rajendra Prasad Central Agriculture University, Pusa, Samastipur, Bihar-848125, India.

^b Department of Forestry, Dr. Rajendra Prasad Central Agricultural University, Pusa, Samastipur, Bihar-848125, India.

^c Department of Soil Science and Agricultural Chemistry, Institute of Agricultural Sciences, Banaras Hindu University, Varanasi, Uttar Pradesh -221005, India.

Authors' contributions

This work was carried out in collaboration among all authors. All authors read and approved the final manuscript.

Article Information

DOI: 10.9734/IJPSS/2023/v35i193539

Open Peer Review History:

This journal follows the Advanced Open Peer Review policy. Identity of the Reviewers, Editor(s) and additional Reviewers, peer review comments, different versions of the manuscript, comments of the editors, etc are available here: <https://www.sdiarticle5.com/review-history/104107>

Original Research Article

Received: 03/06/2023

Accepted: 08/08/2023

Published: 17/08/2023

ABSTRACT

Biophysical characteristics of 16-year-old fruit orchards and their influence on soil physico-chemical properties of sixteen-year-old fruit orchards established at Krishi Vigyan Kendra, Birouli, Samastipur (Bihar) were compared. Fruit orchards were Mango (*Mangifera indica*) var. Malda, Litchi (*litchi chinensis*) var. China and Aonla (*Emblica officinalis*) var. NA-7. An investigation was undertaken to evaluate the dynamics of Oxidisable Organic Carbon (Coc), SOC sequestration, Bulk Density (BD), pH and Electrical Conductivity (EC) in fruit orchards. All the orchards significantly improved SOC showing 12.9 to 44.6 % higher than that in open (without trees) and followed the order: Aonla > Litchi > Mango. The total SOC increased by 10 to 20 % at the surface and 15 to 35

*Corresponding author: E-mail: meghabhadani2@gmail.com;

% in the lower depths. The crown diameter of Mango, Litchi and Aonla orchards were 11.64 m, 8.61 m and 8.6 m and girth at breast height (GBH) varied from 9.53 m in Aonla orchard to 5.6 m in Litchi orchard. By and large, Aonla orchard may be considered as the best orchard production system from the standpoint of SOC build up and improvement in soil physico-chemical properties. Hence, its promotion and expansion as land-use practices in the calcareous belt of Bihar will be helpful for food security and mitigating climate change.

Keywords: Biophysical parameters; carbon sequestration; fruit orchards; oxidisable soil organic carbon; total soil organic carbon.

1. INTRODUCTION

Growing of the perennial horticultural crops helps to improve and enhance the physico-chemical and biological conditions of the soil, augment the soil attributes, contribute to good soil quality and soil health. In comparison to the annual crop perennial crop sequester more organic carbon [1]. One of the options for reducing the rise of greenhouse gas (GHG) concentration in the atmosphere and thus possible climate change is to increase the amount of C removed by and stored in perennial plants. Soil plays an important role in global carbon cycle as it contains around three times more C than in atmosphere and 3.8 times more C than in biotic pool [2]. Soil can either be a source or sink for atmospheric CO₂ depending on land use and the management of soil vegetation [3]. Soil organic carbon dynamics and storage is gaining importance nowadays because of its ability to mitigate the change in the climate, ameliorate the soil affected soil, maintain the global carbon balance and address the issues of the food security. Good farming practices attenuates CO₂ load in the atmosphere, makes the soil potential sink of carbon, improve soil fertility and productivity. Exemplary land use management practices and congenial and advantageous farming practices have potential to attenuate the carbon dioxide in the atmosphere, make the soil a net sink of carbon and improve the inherent capacity of the soil to supply nutrient to the plant [3]. Trees improve the ecosystem of the soil as heavy and continuous leaf litter fall, twigs branches addition to the soil, deep and extensive root system, translocation of immobile nutrient from the deeper layers of the soil profile and increase the availability, transformation and solubilisation of insoluble complexes and ultimately improve the soil physiochemical properties of the soil [4]. Although, sufficient reports on soil C dynamics and other soil properties in annual agricultural crop systems are known, these informations in fruit orchard ecosystems is lacking and limited particularly in calciorthents of Bihar. Therefore, the present

study was carried out to assess the variation in soil properties under Mango, Litchi and Aonla orchards after 16 years of their planting.

2. MATERIALS AND METHODS

The orchards Mango, Litchi, and Aonla orchard are established at Krishi Vigyan Kendra, Birouli under Dr Rajendra Prasad Central Agricultural University, Pusa, Samastipur, and Bihar. Krishi Vigyan Kendra, Birouli at the coordinates 25° 58' 54" N latitude, 85° 40' 25" E longitudes and at 55 meter above mean sea level. The sum total climate is sub-tropical. The mean relative humidity ranged between 63% to 84%. The mean rainfall was observed highest in the month of July with an average of 646.8mm. Total number of treatment is 4 including 3 fruit orchards (Mango, Litchi, and Aonla) and Control with 5 replication. Design of the experiment is Randomized Block Design. Systematic soil sampling is done using soil augur from four distinct directions at two depths (0-15 and 15-30 cm) and at mid crown and periphery. Composite samples were obtained. Samples were further shade dried, grinded with wooden hammer through 2mm sieve and stored in polythene with proper labelling. The biophysical parameters of the soil were taken. Height (m) was measured by optical Reading Clinometer (PM-5/360 PC). DBH = Girth/ 3.14 was determined at the height of 1.37 m from tree base and crown width (m) measured on the ground in north-south and east-west directions with the help of measuring tape. Oxidisable soil organic carbon (SOC) was estimated with wet oxidation standard method by Walkley and Black [5]. Total SOC was determined through oxidation with 0.4 N K₂Cr₂O₇ followed by titration with FAS [6]. TOC (%) = $10.67 \times (B - S)/B$ Where, B= Blank Titration (ml), S= Sample titration (ml). pH and EC was determined by method proposed by Jackson, 1973 with soil: water ratio of 1:2. Bulk density (BD) was calculated by dividing the weight of oven dried soil by the volume of core used [7].

Bulk density (Mg m^{-3}) = $\frac{\text{The weight of oven dry soil (Mg)}}{\text{The volume of soil (m}^3\text{)}}$

The volume of the soil was taken as the inner volume of the core sample, which was, in turn, calculated by $\Pi r^2 h$, where r- radius, h-height of the core.

2.1 Statistical Analysis

The data generated was subjected to statistical analysis [8]. The soil properties of different orchard systems were tested for significant differences by two way analysis of variance. Two factors were taken into account –First factor constituted open condition with no plantation and Second factor constituted soil samples collected from various depth in the Fruit orchard.

3. RESULTS AND DISCUSSION

Oxidisable SOC varied from 0.36 % (open) to 0.52% (Aonla) in upper surface of soil (0-15 cm) and 0.23% (open) to 0.32% (Aonla) at the lower soil depth (15-30 cm). Among the treatments irrespective of the soil depths all the orchards significantly built up SOC showing 13 to 44 % more than that in open condition and followed the order: Aonla > Litchi > Mango. Improvement in the biochemical stability of the SOC in the agroforestry might be due to continuous addition of plant parts like litter, barks, branches, these cells are highly lignified [9]. The total SOC increased by 0.60 % to 1.6 % at the surface and

0.30 % to 1.28% in the lower depths. The mean value of Total soil organic carbon varied from 0.66% to 0.73%. Among the Fruit orchard, the value of Total SOC was highest in the Aonla orchard followed by Litchi and Mango Orchard. The reason for increase in the TOC at the surface might be the residual effect of the shoot (leaf litters, twigs, stem, barks etc.) and shoot biomass that is returned to the soil.

The mean value of the pH for the both, surface and sub-surface soil in the fruit orchards and open varied from 8.58 (Litchi) to 8.68 (open). Irrespective of the soil treatments the BD was significantly higher in the sub-surface soil (1.428 Mg m^{-3}) in contrast to the surface (1.412 Mg m^{-3}). The soil pH reduction under the Mango orchard, litchi Orchard and Amla orchard was 0.23% ,0.48% and 1.31% in the surface and 0.14%,0.408% and 0.408% reduction in pH in subsurface was recorded over the control, respectively. On the other hand, irrespective of the treatments, surface soil was found to have significantly lower pH than that of sub-surface layer. Interaction effect between treatments and soil depths were statistically at par. Fentie et al. [10] confirmed that the soil pH might be reduced due to removal of basic cation from the soil. The reduction in the soil pH might be due to the root exudates and dead root biomass. In the subsequent years with the growth of the trees, the decomposition of the leaf litter releases the weak organic acid that lowers the pH of the soil [11].

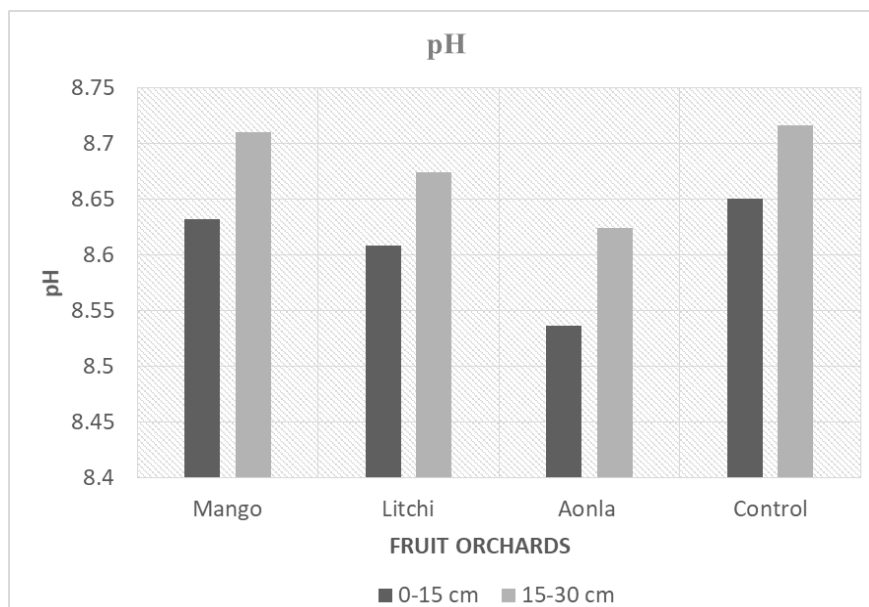


Fig. 1. Effect of 16-year-old fruit orchards on soil pH

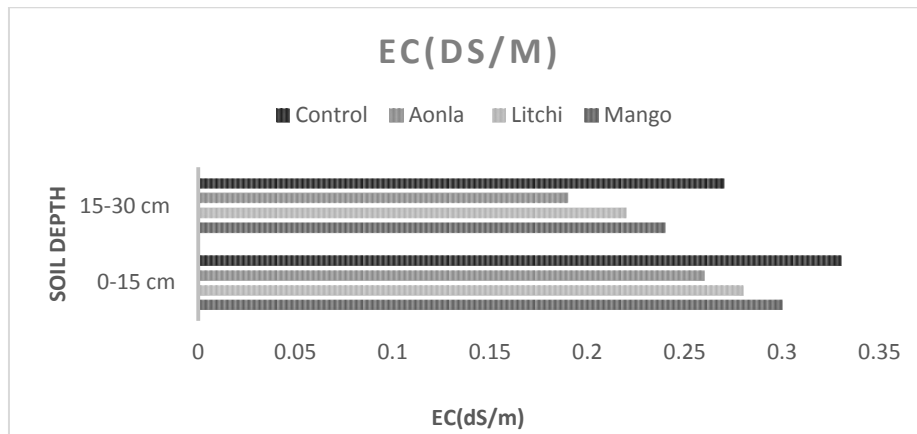


Fig. 2. Effect of 16-year-old fruit orchards on electrical conductivity (EC) of soil

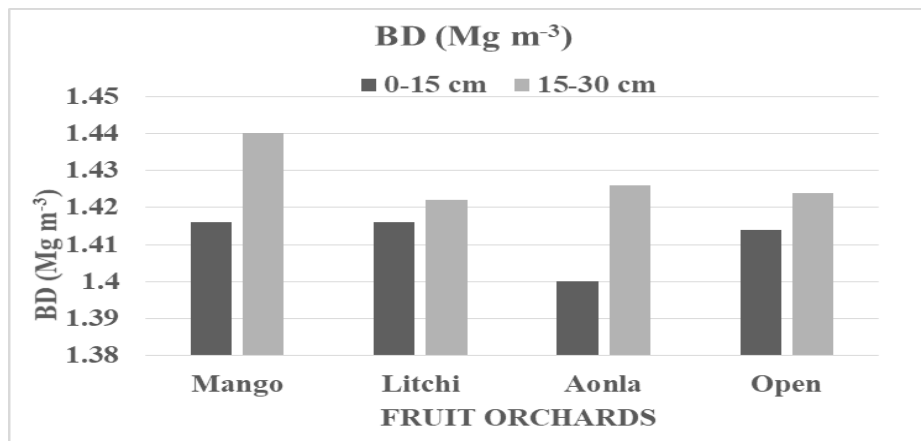


Fig. 3. Effect of 16-year-old fruit orchards on bulk density (BD) of soil

Table 1. Biophysical characteristics of Fruit Orchard

Sl. No.	Fruit trees	Height (m ± SE)	*GBH (m ± SE)	Crown diameter (m ± SE)
1.	Mango (<i>Mangifera indica</i>) var. Malda	8.86 ± 0.10	0.95 ± 0.08	11.65 ± 0.09
2.	Litchi (<i>litchi chinensis</i>) var. China	5.64 ± 0.09	0.83 ± 0.01	8.60 ± 0.02
3.	Aonla (<i>Emblca officinalis</i>) var. NA-7	9.46 ± 0.10	1.01 ± 0.02	8.57 ± 0.06

The value of EC of the surface soil in fruit orchards varied from 0.26 (Aonla) to 0.30 dS/m (Mango) showing 8.5 % to 22.7 % reduction, whereas in the sub surface soil it varied from 0.19 (Aonla) to 0.24 dS/m (Mango) showing 13.9 % to 36.7 % reduction when compared to open. The value of EC of the surface soil in orchards showed 9 to 21 % reduction, whereas in the sub-surface soil it showed 14 to 36.7 % reduction when compared to open. Reduction in the EC as compared to the control might be due to deep and extensive root systems of the fruit tree that enable the uptake of soluble salt from the soil and slightly reduce the concentration of soluble

salt in the soil solution. The value of bulk density varied from 1413 in Aonla to 1428 kg m⁻³ in the Mango orchard irrespective of the soil depths. No significant changes in BD by the fruit orchards might be due to calcareousness of the soil with very high percentage of free CaCO₃ that have decreased the effect of the organic carbon. Similar results have been also reported by Laik et al. [12] while studying the effect of 18-year-old forest tree species on calciorrhents. Kebebew et al. [13] observed that soil physio-chemical properties that is Bulk density, Porosity and Water Holding capacity are affected by different land use practices [14].

Table 2. Effect of 16-year-old fruit orchards on oxidizable SOC and total SOC

Treatment	Oxidizable SOC (%)			Total SOC (%)		
	0-15 cm	15-30 cm	Mean	0-15 cm	15-30 cm	Mean
Mango	0.43	0.26	0.34	0.76	0.56	0.66
Litchi	0.48	0.29	0.39	0.78	0.59	0.69
Aonla	0.52	0.32	0.42	0.83	0.64	0.73
Open	0.37	0.24	0.3	0.71	0.49	0.6
Mean	0.45	0.28		0.77	0.57	
Factors	C.D. (P≤0.05)		S.E. (m±)	C.D. (P≤0.05)		S.E. (m±)
Treatment (T)	0.12		0.04	0.06		0.02
Depth (D)	0.09		0.03	0.04		0.02
Interaction (T × D)	0.17		0.06	0.09		0.03

It was found that, among three types of trees, Aonla trees (9.4 m) were tallest and Litchi trees were shortest (5.65 m). Aonla trees (0.95 m) had highest diameter at breast height, while Litchi trees (0.84 m) had lowest diameter at breast height. The investigation revealed that crown diameter was the highest in Mango tree (11.66 m) followed by Litchi (8.62 m) and Aonla (8.58 m).

4. CONCLUSION

All the orchards significantly built-up SOC showing 13 to 44 % higher than that in open (without trees) and followed the order: Aonla > Litchi > Mango. Plantation leads improvement of biological, physical and chemical properties of soil. Significantly higher total SOC up to the soil depth of 0-30 cm in 16-year-old Mango, Litchi and Aonla orchard indicated their potential as carbon sink. Highest significant improvement in total SOC under Aonla orchard in the top 0-15 cm of soil revealed the potential for carbon sequestration under this orchard.. This type of phenomenon is very important as the leached bi-carbonate ions cannot be easily re-emitted to the atmosphere. Besides, the loss of carbonates from the surface soil (0-15 cm) would help reduce the calcareousness of the soil and other constraints related to the soil fertility.

COMPETING INTERESTS

Authors have declared that no competing interests exist.

REFERENCES

- Bhavya PS, Kumar S, Gupta GVM, Sudheesh V. Carbon uptake rates in the Cochin estuary and adjoining coastal Arabian Sea, Estuary. Coast. 2017;40: 447–456.
- Zomer RJ, Trabucco A, Bossio DA, Verchot LV. Climate change mitigation: A spatial analysis of global land suitability for clean development mechanism afforestation and reforestation. *Agriculture, Ecosystems & Environment*. 2008;126(1-2): 67-80.
- Lal R. Soil carbon sequestration impacts on global climate change and food security. *Science*. 2004; 304(5677):1623-1627.
- Allen RB, Dungan RJ, Whitehead D, McGlone M, Duncan RP. Simulated carbon uptake for a canopy of two broadleaved tree species with contrasting leaf habit. *Functional Ecology*. 2004;18(1):34-42.
- Walkley A, Black IA. An examination of Degtjareff method for determining organic carbon in soil: effect of variation in digestion condition of inorganic soil constitution. *Soil Science*. 1934;63: 251-263.
- Jenkinson DS, Ladd JN. Microbial biomass in soil: measurement and turnover. *Soil Biochemistry*. 1981;5(1):415-471.
- Black CA. *Methods of soil analysis, Part-II*, America Society of Agronomy.Inc. Madison. USA; 1965.
- Gomez KA, Gomez AA. *Statistical procedures for agricultural research*. John Wiley & Sons; 1984.
- Six J, Conant RT, Paul EA, Paustian K. Stabilization mechanisms of soil organic matter: implications for C-saturation of soils. *Plant and Soil*. 2002;241(2):155-176.
- Fentie SF, Jembere K, Fekadu E, Wasie D. Land use and land cover dynamics and properties of soils under different land uses

- in the tejibara watershed, Ethiopia. The Scientific World Journal. 2020;1-12.
11. Das DK, Chaturvedi OP, Jha RK, Kumar R. Yield, soil health and economics of aonla (*Emblica officinalis* Gaertn.)-based agri-horticultural systems in eastern India. Current Science. 2011;786-790
 12. Laik R, Kumar K, Das DK. Organic carbon and nutrient build-up in a calciorthent soil under six forest tree species. Forests, Trees and Livelihoods. 2009;19(1):81-92.
 13. Kebebew S, Bedadi B, Erkossa T, Yimer F, Wogi L. Effect of different land-use types on soil properties in Cheha district, Ethiopia. Sustainability. 2022;14:1323.
 14. Jackson ML. Soil chemical analysis prentice hall of India. Pvt. Ltd. New Delhi. 1973;498.

© 2023 Bhadani et al.; This is an Open Access article distributed under the terms of the Creative Commons Attribution License (<http://creativecommons.org/licenses/by/4.0>), which permits unrestricted use, distribution, and reproduction in any medium, provided the original work is properly cited.

Peer-review history:

The peer review history for this paper can be accessed here:
<https://www.sdiarticle5.com/review-history/104107>