



Evaluation of Physico-chemical Characters of Different Genotypes of Karonda (*Carissa carandas* L.)

Shachi Senger ^{a*}, Poonam ^a, Chandra Kant Sharma ^a and Rahul Singh Sikarwar ^b

^a Department of Horticulture, School of Agriculture, ITM University, Gwalior, M.P-474001, India.

^b Department of Agriculture Extension and Communication, RVSKVV, College of Agriculture, Gwalior, M.P., India.

Authors' contributions

This work was carried out in collaboration among all authors. All authors read and approved the final manuscript.

Article Information

DOI: 10.9734/IJECC/2023/v13i113592

Open Peer Review History:

This journal follows the Advanced Open Peer Review policy. Identity of the Reviewers, Editor(s) and additional Reviewers, peer review comments, different versions of the manuscript, comments of the editors, etc are available here: <https://www.sdiarticle5.com/review-history/109459>

Original Research Article

Received: 21/09/2023

Accepted: 27/11/2023

Published: 01/12/2023

ABSTRACT

The current study was conducted in 2021–2022 at the Post Graduate Laboratory of the Department of Horticulture, School of Agriculture, ITM University Gwalior (M.P.). The presents study was entitled to Study on Collection and Evaluation of Karonda (*Carissa carandas* L.) Genotypes in Gwalior and Etawah Region. In the present study, 20 Karonda genotypes collected from two region viz. Gwalior and Etawah. The experiment was laid out in Complete Randomized Block Design (CRD) with three replications. The results highlighted that, the genotype GK₉ produced maximum fruit weight (3.96 g), fruit width(18.47 mm). The genotype GK₁₀, GK₁₁, GK₁₂, EK₁₉ and EK₂₀ produced highest number of seed per fruit (3.0) and seed weight (0.50 g). However, the genotype EK₁₄ had maximum total soluble solids (6.17°Brix). However, the genotype EK₁₉ produced highest TSS: acid ratio (4.95) and ascorbic acid (40.76 mg/100g). The genotype GK₁₂ and GK₁₃ had maximum pH of the juice (6.43) and acidity (2.44%). Whereas, the genotype GK₈ had maximum

*Corresponding author: E-mail: shachisenger007@gmail.com;

reducing sugar (16.64%) and total sugar (45.20%). Thus, on the basis of present study it may be concluded that the genotype GK_{r8}, GK_{r9}, GK_{r10}, GK_{r11}, GK_{r12}, GK_{r13}, EK_{r14}, EK_{r19} and EK_{r20} superior among all the genotypes.

Keywords: Physico-chemical characters; karonda; genotypes of karonda.

1. INTRODUCTION

Karonda (*Carissa carandas* L.) of family apocynaceae and having chromosome number $2n=2x=22$, is an underutilized fruit plant which thrives well throughout tropical and subtropical climate. It is native to India and also grown widely in other parts of world like Nepal, Afghanistan, South Africa, Malaysia, Indonesia, Sri Lanka and Australia etc. In India, it grows wild in states of Bihar, West Bengal, Uttar Pradesh, lower, outer and middle Himalayas, Uttarakhand, Maharashtra, Rajasthan and parts of southern India [1]. The genus *Carissa* comprises of more than 25 species. It is an evergreen, spiny shrub which is found growing wild in India, Sri Lanka, Indonesia, Myanmar, Pakistan, Malaysia and South Africa. It is a hardy, drought-tolerant species which does well in a wide range of soil conditions. This crop is well adapted for arid tropics and sub-tropics since it can withstand high temperatures thrive well as a rainfed crop, and gives yield with the minimum management [2-4].

The flowers are pentamerous, white colored star shaped. Inflorescence is terminal corymbose cyme. Flowering and fruiting take place twice a year. The primary blooming season occurs in March-April, and fruit matures in August-September, allowing the plants to benefit the most from monsoon rain [5-8]. The second flowering season is during October-November. The mature fruits are consumed which have taste varying from acidic to sweet, containing a high amount of pectin which makes it useful for the preparation of different products such as jelly, jam, squash, sauce and syrup. Sour and astringent unripe fruits are traditionally used for preparation of pickles and chutney [9-11].

Karonda is a very hardy shrub and it is successfully cultivated in tropical and sub-tropical climatic conditions. However, heavy rainfall and waterlogged conditions are harmful [12-14]. Soil is not a limiting factor for its cultivation. It can be grown on a wide range of soils including saline and sodic soils [15]. In karonda, on the basis of fruit colour, three categories are recognized: pink-white, greenish pink and reddish purple. The

fruits of pink variety are white and change to pink at maturity. The colour of reddish-purple fruits is green at immature stage, which changes to reddish purple at maturity.

2. MATERIALS AND METHODS

Twenty samples of karonda fruit taken from two different places i.e, Gwalior and Etawah. After accession to record observation on fruit physical parameters i.e; fruit weight, number of seeds per unit and fruit chemical parameters i.e; Total Soluble Solids (TSS°Brix), Titratable acidity (%), Ascorbic acid (mg/100g).

2.1 Statistical Analysis

The experiments were conducted in three replication and the statistical analysis of data was done by computer software "SPSS" for the analysis of variance as the method describe by Panse and Sukhatme, (1985) for Completely Randomized Design.

3. RESULTS

3.1 Physical Parameters of Karonda

3.1.1 Fruit weight (g)

The individual fruit weight of three fully matured fruits was recorded with the help of electronic balance and data were subjected to statistical analysis. Mean weight of Karonda fruits have been present in Table 1 and Fig. 1. The significant variation in individual fruit weight was observed in all twenty genotypes of Karonda which were collected from Gwalior and Etawah. However, the individual fruit weight ranged from 2.25g to 3.96g was observed from 20 genotypes of Karonda. The maximum (3.96 g) individual fruit weight was observed from genotypes GK_{r9}. It was at par with the genotypes EK_{r17}. However, the minimum (2.25g) individual fruit weight was observed from the genotypes EK_{r17}.

3.1.2 Number of seeds per fruit

The number of seed per fruit of three fully matured fruits was counted manually after the

cutting of fruits and data was subjected to statistical analysis. Average value of number of seeds per fruit for the twenty genotypes under evaluation has been presented in Table 2 and Fig. 2. The significant variation in number of seeds per fruit of Karonda was observed in all twenty genotypes which were collected from Gwalior and Etawah. However, the number of seeds per fruit ranged from 2.00 to 3.00 was

observed from 20 genotypes of Karonda. It was observed that the genotypes EKr₁₀, EKr₁₁, EKr₁₂, EKr₁₉, and EKr₂₀, had maximum (3.00) number of seeds per fruit. It was at par with the genotypes, GKr₂, EKr₃, EKr₇, EKr₈, EKr₉, EKr₁₃ and EKr₁₄ respectively. However, the minimum (2.00) number of seeds per fruit was observed from the genotypes GKr₂, EKr₃, EKr₇, EKr₈, EKr₉, EKr₁₃ and EKr₁₄ respectively.

List 1. Details of genotype used for the study

Sr. No.	Genotypes Name	Symbol Used
1	Gwalior Karonda 1	GKr ₁
2	Gwalior Karonda 2	GKr ₂
3	Gwalior Karonda 3	GKr ₃
4	Gwalior Karonda 4	GKr ₄
5	Gwalior Karonda 5	GKr ₅
6	Gwalior Karonda 6	GKr ₆
7	Gwalior Karonda 7	GKr ₇
8	Gwalior Karonda 8	GKr ₈
9	Gwalior Karonda 9	GKr ₉
10	Gwalior Karonda 10	GKr ₁₀
11	EtawahKaronda 11	EKr ₁₁
12	EtawahKaronda 12	EKr ₁₂
13	EtawahKaronda 13	EKr ₁₃
14	EtawahKaronda 14	EKr ₁₄
15	EtawahKaronda 15	EKr ₁₅
16	EtawahKaronda 16	EKr ₁₆
17	EtawahKaronda 17	EKr ₁₇
18	EtawahKaronda 18	EKr ₁₈
19	EtawahKaronda 19	EKr ₁₉
20	Etawah Karonda 20	EKr ₂₀

Table 1. Average individual fruit weight (g) and weight of three fruits (g) of different Karonda (*Carissa carandas* L.) genotypes

Genotypes	Fruit weight (g)	Weight of three fruits (g)
GKr ₁	2.82	8.80
GKr ₂	2.86	8.60
GKr ₃	3.17	9.49
GKr ₄	3.83	11.50
GKr ₅	3.88	11.66
GKr ₆	3.29	9.91
GKr ₇	3.68	11.07
GKr ₈	2.71	8.15
GKr ₉	3.96	11.90
GKr ₁₀	3.04	9.15
EKr ₁₁	3.02	9.90
EKr ₁₂	2.73	10.23
EKr ₁₃	3.22	9.10
EKr ₁₄	3.67	9.84
EKr ₁₅	2.86	9.82
EKr ₁₆	2.66	9.68
EKr ₁₇	2.25	11.13
EKr ₁₈	2.75	10.63
EKr ₁₉	3.16	11.70

Genotypes	Fruit weight (g)	Weight of three fruits (g)
EKr ₂₀	3.20	10.70
SED	0.35	0.91
SEM(±)	0.43	1.12
CD (at 1%)	0.97	2.48

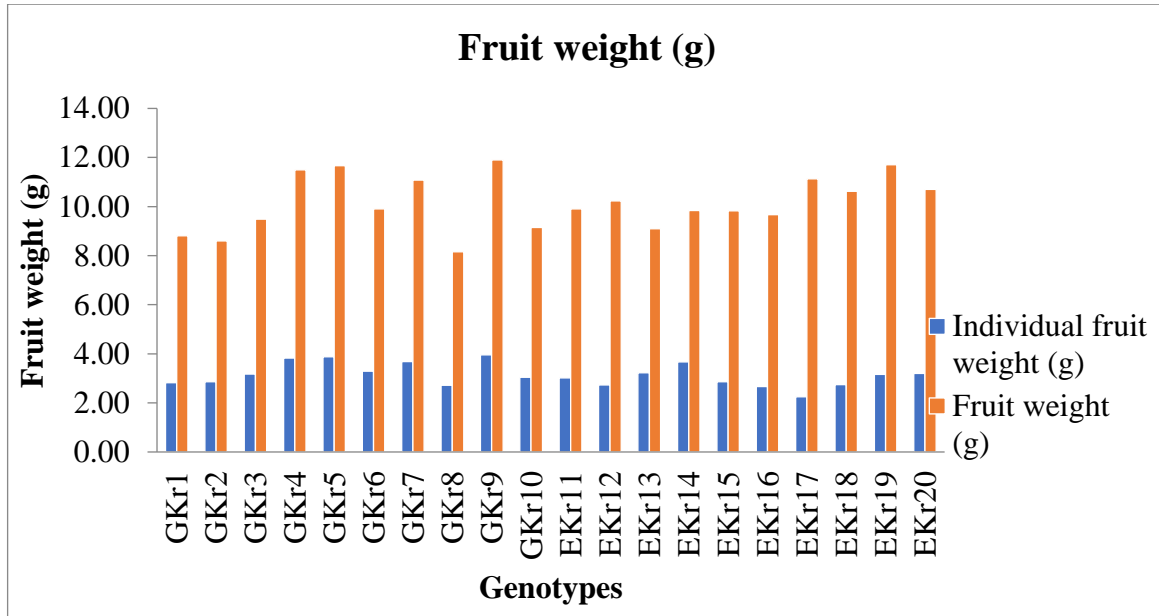


Fig. 1. Graphical presentation showing fruit weight variation in different genotypes

Table 2. Average number of seed per fruit and seed weight (g) of different Karonda (*Carissa carandas* L.) genotypes

Genotypes	Number of seed per fruit	Seed weight (g)
GKr ₁	2.67	0.43
GKr ₂	2.00	0.33
GKr ₃	2.00	0.30
GKr ₄	2.33	0.33
GKr ₅	2.67	0.33
GKr ₆	2.33	0.20
GKr ₇	2.00	0.30
GKr ₈	2.00	0.30
GKr ₉	2.00	0.23
GKr ₁₀	3.00	0.50
EKr ₁₁	3.00	0.37
EKr ₁₂	3.00	0.43
EKr ₁₃	2.00	0.30
EKr ₁₄	2.00	0.43
EKr ₁₅	2.33	0.27
EKr ₁₆	2.67	0.27
EKr ₁₇	2.33	0.23
EKr ₁₈	2.33	0.23
EKr ₁₉	3.00	0.37
EKr ₂₀	3.00	0.43
SED	0.29	0.07
SEM(±)	0.36	0.09
CD (at 1%)	0.81	0.21

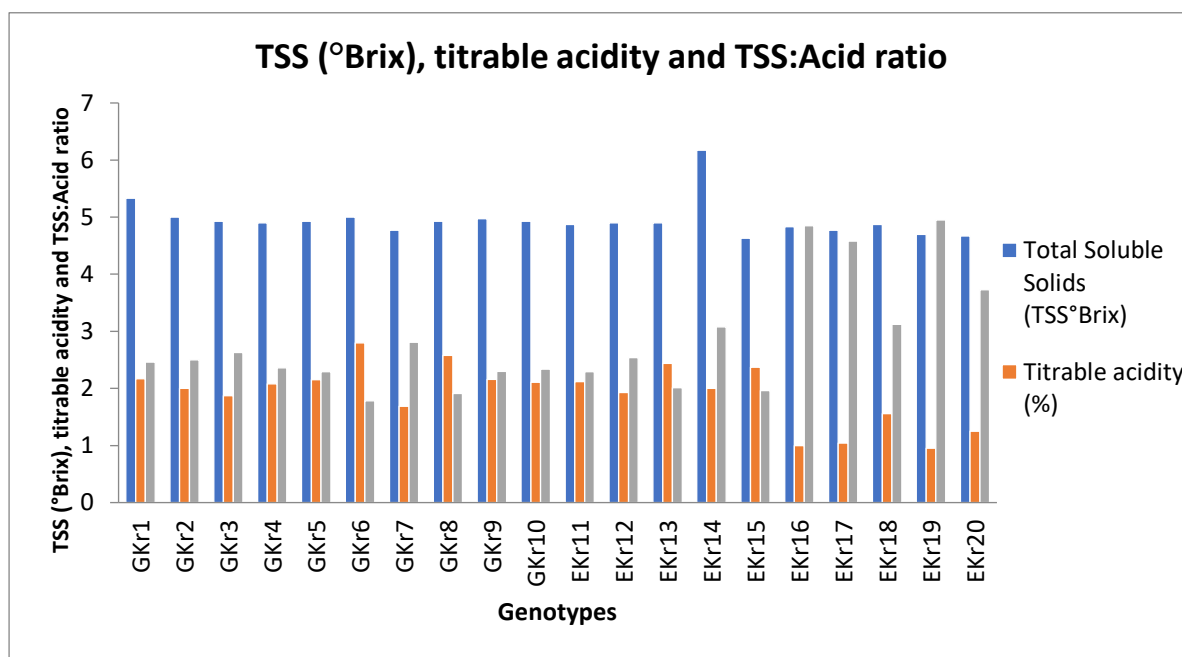


Fig. 2. Average total soluble solids (TSS°Brix), titratable acidity (%) and TSS: ratio of different karonda (*Carissa carandas* L.) genotypes

3.2 Fruit Chemical Parameters

3.2.1 Total soluble solids (°Brix)

The total soluble solids of Karonda fruits were observed with the help of digital refractometer from three randomly selected fully matured fruits and data were subjected to statistical analysis. The mean value of total soluble solids of twenty Karonda genotypes has been present in Table 3 and Fig. 3. The significant variation in total soluble solids of Karonda fruits were observed in all twenty genotypes of Karonda which were collected from Gwalior and Etawah. However, the total soluble solids of Karonda fruits were ranged from 4.63°Brix to 6.17°Brix was observed from 20 genotypes of Karonda. The maximum (6.17°Brix) seed weight was observed from genotypes EKr₁₄. It was at par with rest of the genotypes. However, the minimum (4.63°Brix) seed weight was observed from the genotypes GKr₁₅.

3.2.2 Titratable acidity (%)

The titratable acidity of Karonda fruits were observed from three randomly selected fully matured fruits and data were subjected to statistical analysis. The mean value of titratable acidity of twenty Karonda genotypes has been present in Table 3 and Fig. 3. The significant

variation in Titratable acidity of Karonda fruits were observed in all twenty genotypes of Karonda which were collected from Gwalior and Etawah. However, titratable acidity of Karonda fruits were ranged from 0.95 % to 2.80 % was observed from 20 genotypes of Karonda. The maximum (2.80 %) titratable acidity was observed from genotypes EKr₆. It was at par with the genotypes EKr₁₆, EKr₁₇, EKr₁₈, EKr₁₉ and EKr₂₀ respectively. However, the minimum (0.95 %) titratable acidity was observed from the genotypes EKr₁₉.

3.2.3 TSS:acid ratio

The TSS:acid ratio of Karonda fruits were observed by dividing total soluble solids by titratable acidity and data were subjected to statistical analysis. The mean value of TSS:acid ratio of twenty Karonda genotypes has been present in Table 3 and Fig. 3. The significant variation in TSS:acid ratio of Karonda fruits were observed in all twenty genotypes of Karonda which were collected from Gwalior and Etawah. However, TSS:acid ratio of Karonda fruits were ranged from 1.78 to 4.85 was observed from 20 genotypes of Karonda. The maximum (4.85) TSS:acid ratio was observed from genotypes EKr₆. It was at par with the genotypes GKr₆ and GKr₈. However, the minimum (1.78) TSS:acid ratio was observed from the genotypes GKr₆.

Table 3. Average total soluble solids (°Brix), titrable acidity (%) and TSS:acid ratio of different karonda (*Carissa carandas* L.) genotypes

Genotypes	Total Soluble Solids (TSS°Brix)	Titrable acidity (%)	TSS:acid ratio
GKr ₁	5.33	2.17	2.46
GKr ₂	5.00	2.00	2.50
GKr ₃	4.93	1.87	2.63
GKr ₄	4.90	2.08	2.36
GKr ₅	4.93	2.15	2.29
GKr ₆	5.00	2.80	1.78
GKr ₇	4.77	1.69	2.81
GKr ₈	4.93	2.58	1.91
GKr ₉	4.97	2.16	2.30
GKr ₁₀	4.93	2.11	2.34
EKr ₁₁	4.87	2.12	2.29
EKr ₁₂	4.90	1.93	2.54
EKr ₁₃	4.90	2.44	2.01
EKr ₁₄	6.17	2.00	3.08
EKr ₁₅	4.63	2.37	1.96
EKr ₁₆	4.83	1.00	4.85
EKr ₁₇	4.77	1.04	4.58
EKr ₁₈	4.87	1.56	3.12
EKr ₁₉	4.70	0.95	4.95
EKr ₂₀	4.67	1.25	3.73
SED	0.22	0.43	1.36
SEM(±)	0.27	0.53	1.11
CD (at 1%)	0.60	1.17	3.01

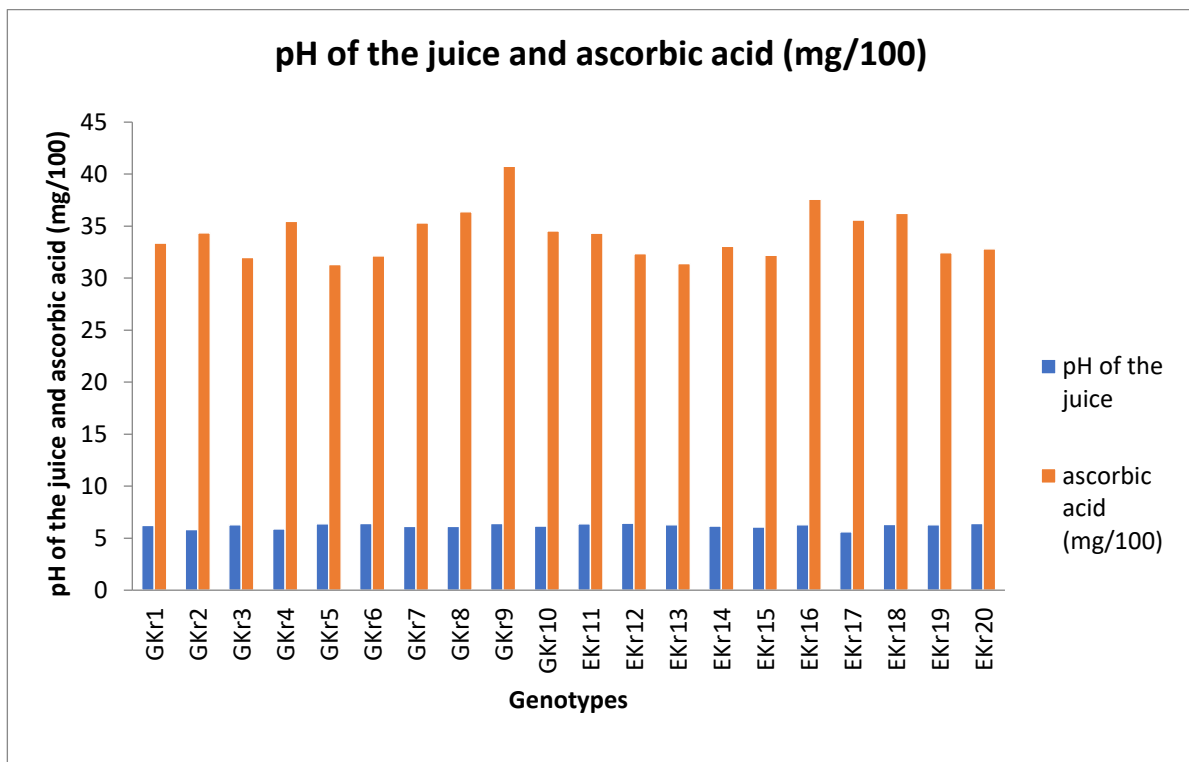


Fig. 3. Average pH of the juice and ascorbic acid (mg/100) of different karonda (*Carissa carandas* L.) genotypes

3.3 pH of the Juice

The pH of the juice of Karonda fruits were observed by using litmus paper and data were subjected to statistical analysis. The mean value of pH of the juice of twenty Karonda genotypes has been present in Table 4 and Fig. 3. The significant variation pH of the juice of Karonda fruits were observed in all twenty genotypes of Karonda which were collected from Gwalior and Etawah. However, pH of the juice of Karonda fruits were ranged from 5.60 to 6.43 was observed from 20 genotypes of Karonda. The maximum (6.43) pH of the juice was observed from genotypes EK_{r12}. It was at par with the morphotype EK_{r17}. The minimum (5.60) pH of the juice was observed from the genotypes EK_{r17}.

3.4 Ascorbic Acid (mg/100g)

Data was observed on ascorbic acid and presented in Table 4 and Fig. 3. The significant variation was observed in 20 genotypes of Karonda fruits. However, the ascorbic acid of Karonda fruits was ranged from 31.30 mg/100g to 40.76 mg/100g. The maximum (40.76 mg/100g) ascorbic acid was observed in genotypes GK_{r9}. It was at par with the rest of the genotypes. The minimum (31.30

mg/100g) ascorbic acid was observed in the genotypes GK_{r5}.

4. DISCUSSION

On the basis of the findings, an attempt has been made in this chapter to explain the possible reasons of variations obtained. The result has been discussed in the light of literature available for the different characters under study. The experiment was laid out in the Completely Randomized Block Design with three replications and each replication was comprised of twenty Karonda genotypes which were collected from Gwalior and Etawah.

The findings are briefly discussed and interpreted in support of the findings of the previous research work pertaining to "Studies on collection and evaluation of Karonda (*Carissa carandas* L.) genotypes in Gwalior and Etawah Region". During the course of discussion an effort has been made to establish relationship between various physical parameters (*viz.*, individual Fruit weight (g), number of seeds per fruit and seed weight (g)), chemical parameter (*viz.*, Total Soluble Solids (TSS°Brix), titrable acidity (%)

Table 4. Average pH of the juice and ascorbic acid (mg/100g) of different karonda (*Carissa carandas* L.) genotypes

Genotypes	pH of the juice	Ascorbic acid (mg/100)
GK _{r1}	6.23	33.38
GK _{r2}	5.83	34.36
GK _{r3}	6.30	31.98
GK _{r4}	5.87	35.45
GK _{r5}	6.37	31.30
GK _{r6}	6.40	32.14
GK _{r7}	6.13	35.32
GK _{r8}	6.13	36.38
GK _{r9}	6.40	40.76
GK _{r10}	6.17	34.55
EK _{r11}	6.37	34.33
EK _{r12}	6.43	32.34
EK _{r13}	6.30	31.41
EK _{r14}	6.17	33.07
EK _{r15}	6.07	32.20
EK _{r16}	6.30	37.57
EK _{r17}	5.60	35.59
EK _{r18}	6.33	36.24
EK _{r19}	6.27	32.45
EK _{r20}	6.40	32.80
SED	0.27	0.88
SEM(±)	0.33	1.08
CD (at 1%)	0.74	2.40

TSS:acid ratio, pH of the juice, ascorbic acid (mg/100). However, the results on thesis aspects given in the preceding chapter are being discussed as under:

4.1 Evaluation of Morphological Characters of Karonda (*Carissa carandas* L.) Fruits of Different Genotypes

Morphological characterization is the primary step useful in identification, assessment and subsequent selection of elite forms. The prime advantages of morphological traits are simplicity and rapid, inexpensive assays, even from herbarium specimens and other dead tissues [16]. In most cases, morphological traits are evaluated manually and are thereby subjective and do not define the potential use of any genotype, even though these traits have long been the means of studying variability among populations in fruit crops. Quantitative and qualitative fruit traits have been found useful in identification and assessment of variability and selection of elite forms for fruit production on a large scale.

In the present study genotypes also exhibited diversity in individual fruit weight, weight of three fruits, number of seeds per fruit and seed weight different genotypes of Karonda showing large differences between maximum and minimum values. It is clear from the results that the Karonda accessions varied significantly with regard to the majority of the morphological characters. The results of morphological characterization of Karonda genotypes are presented in Table 4. The Karonda genotypes varied significantly with ranged to all the fruit morphological characters except individual fruit weight which varied from 2.25 g to 3.96 g and maximum (3.96 g) individual fruit weight was observed from the mophotypesEKr₁₇. The weight of three fruits varied from 8.60 g to 11.90 g and maximum (11.90 g) in the genotypes GKr₉. These results are in confirmation with Hiregoudra [17] who also observed significant variation in the size of Karonda fruits. Differences in fruit size may be primarily due to plant vigour, competition among fruits in the inflorescence, number and size of developed achenes, differences in activity among the achenes in the production of growth material, climatic conditions, irrigation and plant nutrients Kishor *et al.*, [16]. The number of seeds per fruit ranged from 2.00 to 3.00 and the highest (3.00) number of seeds per was observed under

the mophotypesEKr₁₀, EKr₁₁, EKr₁₂, EKr₁₉, and EKr₂₀. Whereas, the seed weight of Karonda fruits varied from 0.20 g to 0.50 g and the maximum (0.50 g) seed weight was observed from the genotypes EKr₁₃. These results were conformity with the results of Dalal *et al.* [18] in Karonda. Greater variability among the jamun genotypes were also reported by Prakash *et al.* [19]. Weight on the other hand is an important factor in judging its compactness, maturity, juice content and level of chemical constituents [20,21] also reported significant variations in fruit length, weight, volume, diameter, number of seeds, and vitamin C content in karonda genotypes collected from different regions of Rajasthan, Gujarat and Uttaranchal.

Further, selection and correct identification of genotypes is essential for any breeding and improvement effort, is difficult, inefficient and inaccurate when based on morphological traits alone. Even though a high number of descriptors are used [22] this due to some phenotypic traits are difficult to describe, and phenotypic data may be influenced by environmental factors and growing conditions, in addition to quantitative inheritance, or partial and complete dominance often confound the expression of genetic traits. Vasugi *et al.* [23] considering the difficulties involved in the traditional divergence studies based on morphological characterization; microsatellites were successfully used for genetic diversity analysis of the unique indigenous mango accessions. The disadvantages of morphological characterizations are their low polymorphism, heritability and sensitivity to changes in environmental conditions. Having effective means of intracultivar variability identification and verification, therefore, is important. Reliable gene markers should be identified.

4.2 To Find Out the Best Quality Karonda (*Carissa carandas* L.) Genotypes

Qualitative characteristics provide quite useful information particularly from nutritional and biochemical point of view. The main factors responsible for variation in fruit composition are climatic and nutritional conditions and fruit load on plants.

In a previous study by Patil *et al.* (2017) significant difference among the Karonda genotypes were reported with respect to quality parameters such as titratable acidity, reducing

sugar, non-reducing sugar and total sugar which was attributed to the genetic makeup of genotypes and the prevailing climatic conditions.

In the present study the chemical parameters are presented in the Table 4. The content of total soluble solids in Karonda genotypes fruit varied from 4.63°Brix to 6.17°Brix. Similar variation in TSS (16.11 to 23.00 °Brix) is also reported by Singh [24]. The titratable acidity percentage ranged from 0.95 % to 2.80 %. The similar results observed by Awasthi et al. (1986) who observed significant variation in acid content of Karonda fruits. The ascorbic acid ranged from 31.30 mg/100g to 40.76 mg/100g. These results are in confirmation with result of Hiregoudra [17] who observed significant variation in ascorbic acid content of Karonda fruits. However, the TSS:acid ratio varied from 1.78 to 4.85, pH of the juice ranged from 5.60 to 6.43 carandas accessions developed at field gene bank in CAZRI. Variations in the germplasm of Karonda with regard to physico-chemical characters, maturity period and yield components have also been reported from Punjab [25].

5. CONCLUSION

On the basis of present study entitled “Studies on collection and evaluation of karonda (*Carissa carandas*L.) genotypes in Gwalior and Etawah Region” it may be concluded that the genotype GK_{r9} produced maximum Individual Fruit Weight (3.96 g), Weight of three Fruits (11.90 g), The genotype GK_{r10}, GK_{r11}, GK_{r12}, EK_{r19} and EK_{r20} produced highest number of seed per fruit (3.0) and seed weight (0.50 g). However, the genotype EK_{r14} had maximum total soluble solids (6.17°Brix). However, the genotype EK_{r19} produced highest TSS:acid ratio (4.95) and ascorbic acid (40.76 mg/100g). The genotype GK_{r12} and GK_{r13} had maximum pH of the juice (6.43) and acidity (2.44%).

COMPETING INTERESTS

Authors have declared that no competing interests exist.

REFERENCES

1. Malik SK, Chaudhury R, Dhariwal OP, Bhandari DC. Genetic Resources of Tropical Underutilized Fruits in India. NBPGR, NewDelhi .2010;168.
2. Rajasekaran A, Jeyasudha V, Kalpana B, Jayakar B. Preliminary phytochemical and antipyretic evaluation of *Carissa carandas*. Indian Journal of Natural Product. 1999;15(1):27-29.
3. Ramanjinappa V, Arunkumar KH, Hugar A, Shashibhaskar M. Genetic ariability studies in Okra (*Abelmoschus esculentum* L. Moench). Plant Arvhive. 2011;11(1):435-437.
4. Sawant BR, Desai UT, Ranpise SA, More TA, Sawant SV. Genotypic and phenotypic variability in Karonda (*Carissa carandas* L.). J. Maharashtra Agric. Univ. 2002;27(3):266–268.
5. Kanupriya C, Tripathi PC, Singh P, Venugopalan R, Radhika V. Analysis of morphological, biochemical and molecular diversity in karonda (*Carissa carandas* L.) germplasm. Fruits. 2019;74(3):130–140.
6. Kumar AK, Tirumala R. Assessment of genetic variability in Indian Karonda (*Carissa opaca* L.) accessions using DNA based inter simple sequence repeat (ISSR) Markers. Intl. J. Engg. Sci. Adv. Res. 2015;1(4):17–22.
7. Maheshwari R, Sharma A, Verma D. Phytotherapeutic significance of Karonda. J. Environ. Pharmacol. Life Sci. 2012;1(12):34–36.
8. Rahmatullah M, Noman A, Hossan MS, Harun Or-Rashid M, Rahman T, Chowdhury MH, Jahan R. A survey of medicinal plants in two areas of dinajpur district, bangladesh including plants which can be used as functional foods. American-Eurasian Journal of Sustainable Agriculture. 2009;3(4):862-876.
9. Bhuyan MAJ, Guha J. Performance of some exotic mango germplasms under Bangladesh condi-tions. Bangladesh Hort. 1995;23(1&2):17-22.
10. Sethi VK, Anand JC. Drying of karonda for making their preserve. Indian Food Pocker. 1977; 33(8):20-23.
11. Shahnawaz and Sheikh AS. Physicochemcial characteristics of Jamun fruit. J Hort. and For. 2011;3:301-306.
12. Sawant RS, Godghate AG. Comparative studies of phytochemical screening of *Carissa carandas* L. Asian J. Plant Sci. Res. 2013;3(1):21-25.
13. Singh AK, H. Ravishankar Prospects of production of quality planting material of underutilized fruits. In: National Conference on Production of Quality Seeds and Planting Material – Health Management in Horticultural Crops. New Delhi. 2010;149-150.

14. Singh S, Singh AK, Meghwal PR, Singh A, Swamy GSK. Karonda. Tropical and Sub tropical Fruit Crops: Crop Improvement and Varietal Wealth. 2014;393-404.
15. Bose TK, Mitra SK, Farooki AA, Sadhu MK. Karonda In: Sub-Tropical Horticulture. Naya Prokash, Kolkata. 1999;(2):721-723.
16. Kishor S, Dwivedi DH, Maji S, Singh N, Gond M. Clonal Variability in Mango (*Mangifera indica* L.) Orchards cv. Dashehari. Indian Journal of Ecology. 2019;46(2):311-315.
17. Hiregoudra VS. Physico chemical characteristics, value addition and shelf life of evaluation Karonda (*Carissa carandas* L.). M.Sc. Thesis, University of Agriculture Science, Dharwad; 2012.
18. Dalal RPS, Navjot, Thakur A, Singh A. Nutritional value of Karonda (*Carissa carandas* L.)- A-non-conventional fruit under semi-arid condition of Punjab. Indian Journal of Agroforestry. 2010;12(2):102-104.
19. Prakash J, Maurya AN, Singh SP. Studies on variability in fruit characters of Jamun. Indian J Hort. 2010;63:63-69.
20. Babu P, Raghavendra S, Basavaraj LT. Physico-chemical characterization of Jamun (*Syzygium cumini* Skeels) seedling genotypes. Journal of Pharmacognosy and Phytochemistry. 2019;8(4):300-303.
21. Meghwal PR, Singh SK, Singh A, Pathak R. Characterization of Karonda (*Carissa carandas* L.) accessions under arid region. Journal of Applied Horticulture. 2014;16(2):157-160.
22. Thomas MR, Cain P, Scott NS. DNA typing of grapevines: a universal methodology and database for describing cultivars and evaluating genetic relatedness. Plant Mol. Biol. 1994; 25:939-949.
23. Vasugi C, Dinesh MR, Sekar K, Shivashankara KS, Padmakar B, Ravishankar KV. Genetic diversity in unique indigenous mango accessions (Appemidi) of the Western Ghats for certain fruit characteristics. Curr. Sci. 2012;103(2):199-207.
24. Singh BD. Plant breeding: Principles and methods. Kalyani publishers, Sixth revised and enlarged edition. 2000;107.
25. Bal JS. Genetic resources of underutilized fruits in Punjab subtropics. Acta Hort. 2003;623:325-331.

© 2023 Senger et al.; This is an Open Access article distributed under the terms of the Creative Commons Attribution License (<http://creativecommons.org/licenses/by/4.0>), which permits unrestricted use, distribution, and reproduction in any medium, provided the original work is properly cited.

Peer-review history:

The peer review history for this paper can be accessed here:
<https://www.sdiarticle5.com/review-history/109459>